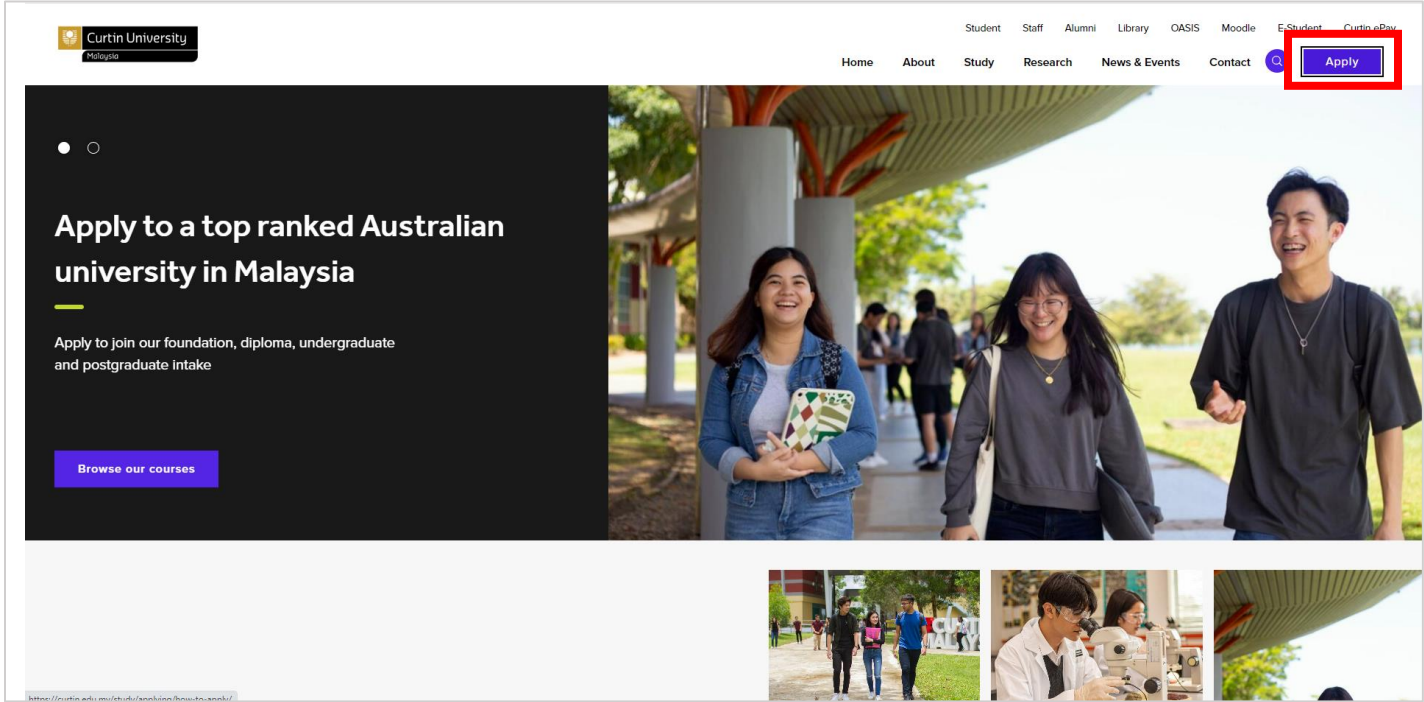




How to Apply (New Student)

Go to [Curtin University Malaysia website](https://www.curtin.edu.au/malaysia) and click **Apply**.



Click [Apply Now](#).



APPLYING

[Apply now](#)

[Apply via agent](#)

[How to apply](#)

[Admission requirements](#)

[Accept your offer](#)

[Admission or selection appeal](#)

[Credit for recognised learning
\(Advanced standing\)](#)

[Readmission to terminated course](#)

[Enquiry](#)

Future student

Applicable for those who has never been a student in Curtin Malaysia Campus or a transferring student from other Curtin Campuses.

If you're Malaysian or an international student looking to apply for one of our foundation, undergraduate or postgraduate courses, please refer to our courses and their admission requirements before proceed with your application.

1) Check admission requirements

[Browse courses](#)

[Admission requirements](#)

Please take note of the deadlines of application submission for each study period in the [Academic Calendar](#).

2) Prepare your supporting documents:

- a. Qualification documents (transcript & award)
- b. English qualification documents
- c. Identification document (IC/Passport)

When applying online, all your supporting documentation must be provided in PDF format with a maximum file size per document of 10MB.

3) Submit your application

[Apply now](#)

[Guideline to apply for new student](#)

[Guideline to apply for new student](#)

[\(International\)](#)

Click on **'Register and Apply'**

ARE YOU NEW?

If you do not have a user name and password you will need to register to apply for a course.

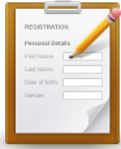
1 Register

Register yourself as a user. Once you have registered you will be given a user name and a password to allow you to log back in without identifying yourself over again.

2 Apply

After registering you can submit an application to study a course.

[Register and Apply](#)



Already registered?

If you have already registered or been issued with a user name and password enter them below:

User Name

Password

[Login](#)

[Forgot your password?](#)

Before you apply you'll need to know

- What you are going to study.
- Information about your qualifications (Copies of Transcripts, Certificates etc).
- What the entry requirements are.

What happens after you submit your application online

- You'll receive a confirmation email on completion of the online application process.
- You can monitor the progress of your application and upload supporting documentation using the user name and password emailed to you.
- You can continue to upload supporting documentation.
- We will assess the application and notify you of the outcome.

[This site is best viewed in an updated browser software \(Internet Explorer 11.x or higher, Mozilla Firefox® 38.x or higher, Chrome 45.x or higher, or equivalent browser software\)](#)

Powered by TechnologyOne [Privacy](#) [Terms of Use](#) [Contact Us](#)

Application Guideline:

1. All section must be completed.
2. Please prepare these documents (softcopy) before you proceed with your online application:
 - Copy of IC (both sides)
 - Copy of SPM/O Level
 - Copy of A Level/STPM/UEC/IB/SACE/WACE
 - Copy of SPM CEFR English/IELTS/TOEFL/Linguaskill
 - Copy of Completion Certificate/Award (Foundation/Diploma/Degree)
 - Copy of Academic Transcripts (Foundation/Diploma/Degree)For Postgraduate applicants, kindly include:
 - Curriculum Vitae (CV) or Resume
3. Failure to provide the required documents may result in a delay in processing your application. The Admission Office will contact you if we require further information.

4. Applications will be processed within 3 working days from the date received. However, if you are applying for Credit for Recognised Learning (CRL), the assessment will take more than 3 working days.

5. You might be interested in:

- [Admission Requirement](#)
- [Loans & Scholarship](#)
- [Academic Calendar](#)
- [Accommodation](#)
- [Fee & Charges](#)

REGISTER

1.1 Fill in your “Personal Details, Contact Details, Disability Details (if applicable), Citizenship and Cultural Details”. Click **Proceed with Registration**

Curtin University Malaysia Welcome Guest

You are applying online

1 Register 2 Select 3 Apply 4 Submit 5 Complete

Please provide some introductory details about yourself below. Once you have finished entering your details, use the 'Proceed with Registration' button provided at the bottom of the page to continue with your registration.
*Mandatory fields

Personal Details

Please provide your name, date of birth and gender. When specifying your name, at least one name (Given Name, Family Name or Previous Family Name) is required to be provided. Please ensure your formal name is per your IC/Passport.

Title

Given Name ?

Family Name

Formal Name

Date of Birth * Day Month Year ?

Gender *

Email & Phone Details

Please provide your current contact email and current contact phone details. The email address will be used to contact you with your username and password once you have been registered so please ensure you provide a valid email address.

Email Address * ?

Confirm Email Address * ?

Home Phone

Work Phone

Mobile Phone

FAX Number

Citizenship & Residency Details

Please indicate your current citizenship status.

- Malaysian Citizen
- Overseas student

Cultural Details

Please provide your cultural and heritage details including the country in which you were born and the main language spoken at home.

Country of Birth *

Main Language spoken at home *

Disability Details

Please indicate any disabilities you may have even if you do not require assistance. Further information about available support can be provided on request.

Do you have a disability, impairment or long term medical condition?

Are you interested in information about disability support services, equipment and facilities?

Cancel

Proceed with Registration

1.1 Tick the Terms & Conditions. Type the letters of the Security Verification.

Click **Proceed with Registration**


Terms & Conditions

I agree to the displayed
[Terms & Conditions](#)

Please refer to the ICT use policy for relevant information at this URL http://www.curtin.edu.my/ict/ict_use_policy.htm

Security Verification


Please enter the security code displayed in the image below in order to continue. If you are having difficulty reading the security code, click the 'Change security code' button to try a different code.



Please type the letters you see in this image.

[Go back to Personal Details](#) [Cancel](#) [Proceed with Registration](#)

1.2 Click **Continue**.

 Welcome Guest


You are applying online

1 Register 2 Select 3 Apply 4 Submit 5 Complete

You have been successfully registered as a user in our system

An email has been sent to [REDACTED] containing details of your new username and password. You will need this username and password the next time you wish to use the Curtin University Malaysia online application system. You are now ready to continue with your online application.

Click **Continue** to carry on with the application process.



[Cancel](#) [Continue](#)

Powered by TechnologyOne [Privacy](#) [Terms of Use](#) [Contact Us](#)

1. SELECT

2.1 Search for your [Courses at Curtin Malaysia](#) by clicking on 'Search'.

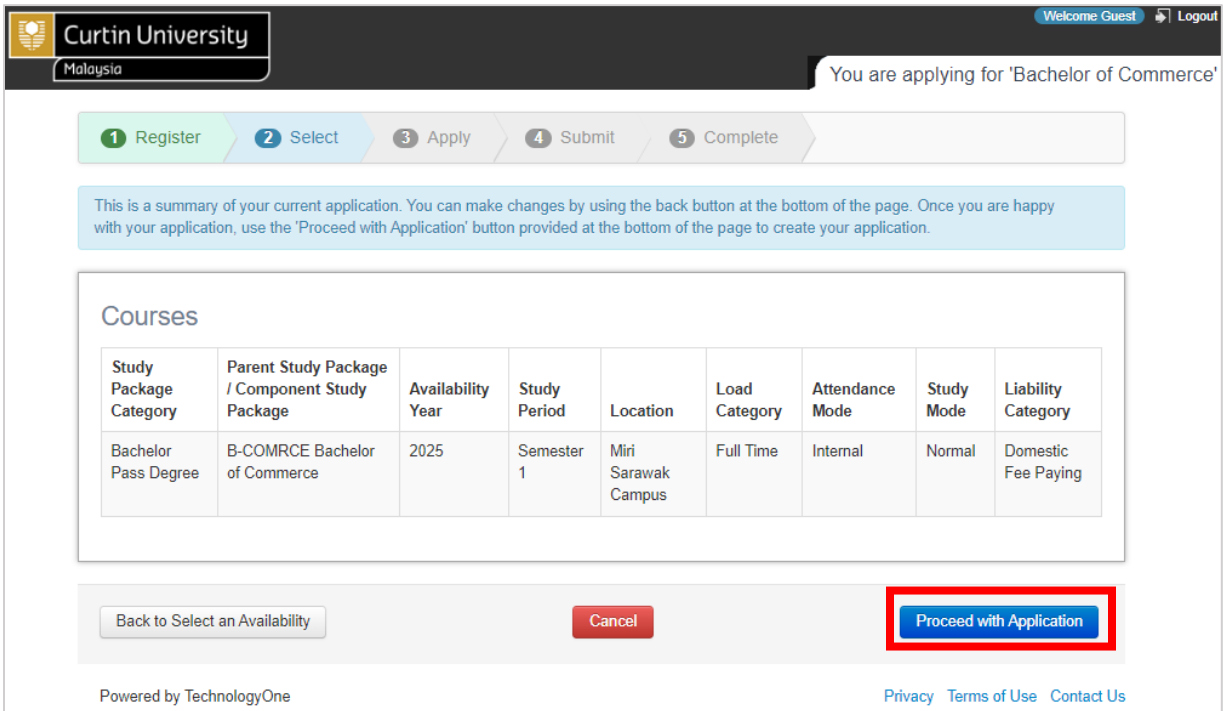
The screenshot shows the Curtin University Malaysia application portal. At the top, there is a navigation bar with the Curtin University logo, the text "Curtin University Malaysia", and a "Welcome Guest" button with a "Logout" link. Below the navigation bar, a progress indicator shows five steps: 1 Register, 2 Select, 3 Apply, 4 Submit, and 5 Complete. The "2 Select" step is highlighted. A blue instruction box reads: "Use the criteria below to search for what you would like to apply for. You can refine the search if there are too many results. When you find what you wish to apply for, select the 'Apply' button to proceed." Below this is a search form with the placeholder text "Hi First Name! What do you want to study?". A blue "Search" button is highlighted with a red box. Below the search form is a "Cancel" button. At the bottom of the page, it says "Powered by TechnologyOne" and has links for "Privacy", "Terms of Use", and "Contact Us".

2.2 Select your preferred course (please ensure you select the correct "YEAR and STUDY PERIOD") and then click 'Apply'.

E.g.

Bachelor of Business Administration - B-BUSADM					Bachelor Pass Degree
Year	Location	Study Period	Liability	Load Category	
2025	Miri Sarawak Campus	Semester 1	Domestic Fee Paying	Full Time	Apply
<i>Applications accepted from 13-May-2024 through to 28-Feb-2025</i>					
<i>Bachelor of Business Administration</i>					
Year	Location	Study Period	Liability	Load Category	
2025	Miri Sarawak Campus	Semester 2	Domestic Fee Paying	Full Time	Apply
<i>Applications accepted from 13-May-2024 through to 25-Jul-2025</i>					
<i>Bachelor of Business Administration</i>					
Bachelor of Commerce - B-COMRCE					Bachelor Pass Degree
Year	Location	Study Period	Liability	Load Category	
2025	Miri Sarawak Campus	Semester 1	Domestic Fee Paying	Full Time	Apply
<i>Applications accepted from 13-May-2024 through to 28-Feb-2025</i>					
<i>Bachelor of Commerce</i>					
Year	Location	Study Period	Liability	Load Category	
2025	Miri Sarawak Campus	Semester 2	Domestic Fee Paying	Full Time	Apply
<i>Applications accepted from 13-May-2024 through to 25-Jul-2025</i>					
<i>Bachelor of Commerce</i>					

2.3. Check if you had chosen the right course then 'Proceed with Application'



The screenshot shows the Curtin University application portal. At the top, there is a navigation bar with the Curtin University logo, the text 'Curtin University Malaysia', and a 'Welcome Guest' message with a 'Logout' link. Below the navigation bar, a progress indicator shows five steps: 1 Register, 2 Select, 3 Apply, 4 Submit, and 5 Complete. A blue box contains the text: 'This is a summary of your current application. You can make changes by using the back button at the bottom of the page. Once you are happy with your application, use the 'Proceed with Application' button provided at the bottom of the page to create your application.'

The main content area is titled 'Courses' and contains a table with the following data:

Study Package Category	Parent Study Package / Component Study Package	Availability Year	Study Period	Location	Load Category	Attendance Mode	Study Mode	Liability Category
Bachelor Pass Degree	B-COMRCE Bachelor of Commerce	2025	Semester 1	Miri Sarawak Campus	Full Time	Internal	Normal	Domestic Fee Paying

At the bottom of the page, there are three buttons: 'Back to Select an Availability', 'Cancel', and 'Proceed with Application'. The 'Proceed with Application' button is highlighted with a red border.

Powered by TechnologyOne [Privacy](#) [Terms of Use](#) [Contact Us](#)


2. APPLY

3.0 Application Requirements (Requirement 1 - 8)

*Note: All your supporting documentation must be provided in PDF format with a maximum file size per document of **10MB**.*

*If you have multiple document, please upload the document one by one. Please click **Save** before upload a new document.*

3.1 Requirement 1 – Malaysian Identity Card Number

 Welcome Guest | Logout

You are applying for 'Bachelor of Commerce'

1 Register | **2 Select** | **3 Apply** | **4 Submit** | **5 Complete**

Please review the requirements of your application and supply the required documents.
Once you have completed all the required sections select the 'Save & Continue' button to complete your online application.

Information
Your application has not yet been saved. To keep your application you can begin providing details below then select the 'Save & Continue' button to submit your application, or select 'Save' to save your application without submitting it. To begin a new application select the 'Back to Select an Availability' button or select the 'Cancel' button to exit without saving your application.

Application Requirements

Requirement 1 - IC Number

NOTE: You need to provide at least 1 answer before you can submit your application.

Please enter your IC Number *

Supporting Documentation

You may provide any document listed below.

Malaysian Identification Card

Please upload a copy of your I.C. This must be a copy of the original document.

Document Attachments

[Upload a new file ...](#)

3.2 Requirement 2 – Agent Details (applicable to those who applied through agent)

Requirement 2 - Are you an Agent applying on behalf of the Student?

NOTE: You need to provide at least 1 answer before you can submit your application.

*

Further Requirement 1 - Please provide your details in the fields below

NOTE: You need to provide at least 1 answer before you can submit your application.

Company Name *

Contact Person *

Contact Number *

Email Address *

3.3 Requirement 3 (Select Major)

Requirement 3 - Major for B-COMM

NOTE: You need to provide at least 1 answer before you can submit your application.

Select your Major *

3.4 Requirement 4 - English Language Proficiency

Requirement 4 - English Language Proficiency

All applicants must meet Curtin's English language requirement except when applying for a Curtin English program. Please indicate which test/s you have sat or intend to sit or qualifications you have attained and upload documentary evidence below. To view the full list of [approved english qualifications](#).

NOTE: You need to provide at least 1 answer before you can submit your application.

*

Supporting Documentation

You may provide any document listed below.

Please upload evidence of your English language proficiency. This must be a colour scanned copy of the original document or, for international students only, this may be a certified copy from a registered agent of Curtin University.

Document Attachments

[Upload a new file ...](#)

3.5 Requirement 5 – Academic Records of Result (upload Academic Transcripts & Award Certificate)

E.g. SPM with 1119 results, A-Level transcript, Foundation Transcripts and etc.

Requirement 5 - Academic Record of Results

Please provide copies of your full set of academic documents. This may include transcripts, award certificate(s) and/or any other official record(s) of results. If you have completed your course and your transcript does not clearly show course completion, please provide a copy of your award certificate which states course completion. If you have international documents, you must supply copies of your original academic documents in the language of the country plus official English translations provided by an accredited translation agency or officer.

Submitted documentation will also be used for Credit of Recognised Learning (CRL) assessment.

Supporting Documentation

You need to provide all documents listed below.

Award Certificate

Please upload a copy of your Award Certificate. This must be a copy of the original document or, for international students only, this may be a certified copy from a registered agent of Curtin University.

Document Attachments

You must provide a copy of this document in person. Instructions to do so will be provided when you confirm your application.

Academic Transcripts

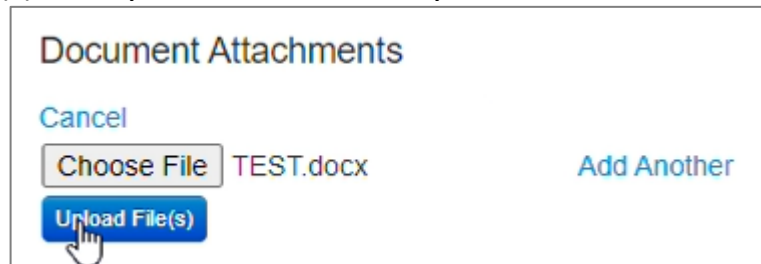
Please upload a copy of your transcript/s. This must be a copy of the original document or, for international students only, this may be a certified copy from a registered agent of Curtin University.

NOTE: This document requirement is a mandatory requirement and must be completed before you can submit your application.

Document Attachments

[Upload a new file ...](#)

Click Upload File(s) after you choose a File in your folder.



You may click **Save** to save the application. We have received your application but you may continue your application.



*Note: If you have multiple document, please upload the document one by one. Please click **Save** before upload a new document.*

3.6 Requirement 6 – Next of Kin Details (compulsory to provide contact details)

Requirement 6 - Next of Kin Details

NOTE: You need to provide at least 1 answer before you can submit your application.

Contact Name *

Relationship *

Home Phone

Mobile Phone *

3.7 Requirement 7 – State of Origin

Requirement 7 - State of Origin

NOTE: You need to provide at least 1 answer before you can submit your application.

State *

3.8 Requirement 8 – Race/Ethnicity

Requirement 8 - Race/Ethnicity

NOTE: You need to provide at least 1 answer before you can submit your application.

Please select your Race/Ethnicity *

Please confirm your Bumiputera status *

Powered by TechnologyOne [Privacy](#) [Terms of Use](#) [Contact Us](#)

3.9 Click **Save & Continue**

Powered by TechnologyOne [Privacy](#) [Terms of Use](#) [Contact Us](#)

4. SUBMIT

System will show you all the details that you have entered. You may re-enter and edit your personal details later.

Tick I agree to the displayed Conditions of application and Applicant Declaration/
Click **Submit**.

Curtin University Malaysia

Welcome Guest Logout

You are applying for 'Bachelor of Commerce'

1 Register 2 Select 3 Apply 4 Submit 5 Complete

These are the details for your application.
Please review this information and read the Conditions of Application And Applicant Declaration displayed below.
Once you are happy that your application information is correct, use the 'Submit' button at the bottom of the page to indicate your confirmation that this information is correct and indicate that you agree to abide by the Conditions of Application And Applicant Declaration which are displayed below.

Conditions of Application And Applicant Declaration

I agree to the displayed Terms & Conditions

Your Information

Personal Details

Full Name Ms Formal Name First Name Last
Date of Birth 19 December 1991
Gender Female

Email & Phone Details

Email Address naomi.ng@curtin.edu.my
Mobile Phone 323
Update

Address Details

Address 1
Miri Sarawak 98000

Back to Application Requirements Cancel Submit

5. COMPLETE

You will receive an email from admission center with your Curtin Student ID/Username and temporary password:

Welcome to Curtin University Malaysia!

You have successfully registered to use Curtin's Online Application System (eApplication).

If you have received this email while you are still applying for a course, please continue with your application ensuring you submit the application once it is completed.

Your Curtin Student ID is: 700021146
Your Temporary Password is: berokiMu54

How to activate your eStudent account:

1. Go to [eStudent](#)
2. Enter your User Name and Password (**DO NOT copy paste**) and click Login
3. Follow the instructions on screen. You will need your Curtin ID (See above)

After activating your **eStudent** account you will be able to:

- View and update your application(s)
- Monitor the status of your application(s)
- Apply for another course and set a preference
- Accept an offer
- Request to update your personal details

PLEASE NOTE:

You have received this registration email which advises you of your Curtin Malaysia Student ID number. Your Curtin Student ID number will allow Curtin to easily identify your eApplication(s) for assessment. However, you are not currently a student until you receive and accept a formal Letter of Offer from Curtin University. Once your application has been assessed and you are eligible, a Letter of Offer will be sent to you via email.

If you need any assistance using [eStudent](#) please feel welcome to contact [eStudentSupport](#) .

Kind regards,

Curtin Malaysia Admissions Office

Your application has been sent to our system and we will assess it within 3 working days. We will inform you accordingly should the assessment take longer than the indicated time. If you have further enquiries, you may contact [Admissions Office](#) or call us at +60 85 630100 ext. 2568/2570.